



### 2.1.7 Power Setting



Power Off

### 2.1.8 Standby time

The scanner will power off if no operation is done within the standby time.




1h



30min



10min



Never Power off

## 2.2 Bluetooth Cradle/Dongle Settings

Connect a scanner to Bluetooth cradle or dongle at first and then you can configure the cradle/dongle.

### 2.2.1 Cradle Factory Defaults

Scan the barcode below can restore the cradle to factory defaults.



Restore Cradle Factory Defaults

### 2.2.2 Baud Rate

Baud rate is the number of bits of data transmitted per second. Set the baud rate to match the Host requirements.